

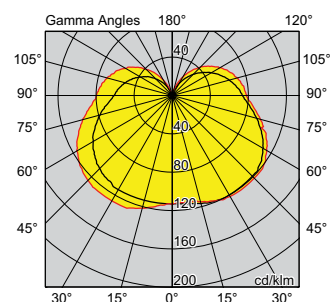

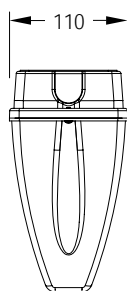
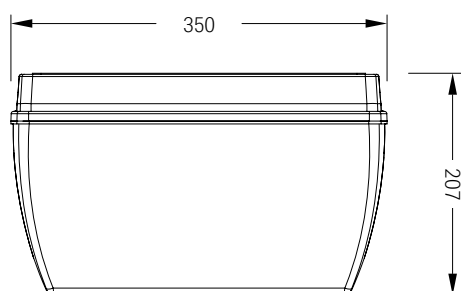
## WEATHERLUX CEILING EXIT LIGHT GEN2

### PRODUCT DETAILS

Viewing distance: 24m  
 Rated life: L70 B50 54000hrs  
 Driver: Integral, Non-Dim  
 Rating: IP65, IK08, Class II  
 Operating temperature: 0°C to +40°C  
 Housing: Polycarbonate (PC)  
 Finishing: White  
 Accessory: Complete with all pictograms  
 Emergency: Maintained, DALI emergency (self-test if not connected to DALI), Replaceable lithium iron phosphate (LiFeP04) battery, 18 months shelf life  
 Compliant: AS/NZS 2293  
 Warranty: 5 years on fixture and lamp, 4 years on battery

### APPLICATIONS

Surface mounted (ceiling), Internal/External  
 Damp environments, Warehouses, Production facilities, Car parks, Schools, Coastal areas



CODE	DESCRIPTION	POWER <sup>~</sup>	LUMENS <sup>*</sup>	EFFICACY	WEIGHT
WLUX-CM	WEATHERLUX IP65 EXIT LIGHT GEN2 24M 5W MAINTAINED DALI EMERGENCY WHITE	5W			2.3KG
	EMERGENCY MODE	2W	97LM	49LM/W	

<sup>~</sup>Tested system powers from luminaire. <sup>\*</sup>Delivered lumens from luminaire, including thermal, electrical and optic losses. <sup>^</sup>Figures are interpolated / extrapolated from data at other versions.